



Our School News Term 1 Week 11 2019

K-6 Elanora Etiquette for next week is: Knocking on the door **and waiting** when visiting another class or the office. When noticed say, "Excuse me..." when you enter the room.

Please visit our website at elanorahts-p.school.nsw.gov.au

Weekly Reminders!

All permission notes are available on our website under the 'Notes' tab

PSSA Winter Season Permission

Notes: Please return as soon as possible

Dates for Your Diary!

Year 6 Excursion to MOGO Town:

May 13 - May 15

NAPLAN: May 14 - May 24

P&C Meeting: May 15, 7pm

Found!



Week 1 - Term 2

Mon	29 Apr	Staff Development Day Band Workshop Day 8:30-3pm
Tue	30 Apr	Uniform Shop Open 8:15-10:15am Parents' Reading Workshop 1 3:15-4:15pm Parents' Reading Workshop 2 5:30-6:30pm
Wed	1 May	Year 5 Dancesport
Thur	2 May	Cross Country Carnival Kindy 2020 School Tour 9:30am
Fri	3 May	

Week 2 - Term 2

Mon	6 May	
Tue	7 May	Rainbow Fruito-Vego
Wed	8 May	Year 5 Dancesport Sportspro
Thur	9 May	Sportspro
Fri	10 May	Mothers' Day Stall Winter PSSA begins K-2 Assembly 2:15pm

PRINCIPAL'S MESSAGE

Dear Parents, Grandparents and Friends,

It is hard to believe that we are already at the end of Term 1 and one quarter of the year's learning has already been achieved. We have celebrated many successes over the first 11 weeks and are looking forward to recharging our batteries in preparation for Term 2.



As always, we would like to acknowledge the outstanding collaboration of our executive, teaching and administration staff and thank our supportive community for the many, many ways they contribute to our students' education – together, we are infinitely stronger.

Strings Soiree

Last Tuesday evening our senior strings students held their first concert for the year. Most impressive were not only the beautifully performed ensemble pieces, but also the courage which students demonstrated when performing their solos. Congratulations to Melody van der Wallen for her outstanding work with this group and a sincere thank you to Genelle van der Wallen for accompanying the students on the piano.



Opportunity Class Applications for Year 5 2020

Parents of students in Year 4 are invited to apply for the Opportunity Class Placement Test which will be held on Wednesday 31 July 2019

Intention to apply letters were sent home to all students in Year 4 last week, please return these forms asap. Please note, the Intention to Apply note simply notifies the school that you intend to complete the online application which will be open from Tuesday 30 April to Friday 17 May 2019.

More information regarding the process can be found via the following link:

<https://education.nsw.gov.au/public-schools/selective-high-schools-and-opportunity-classes/year-5>

Kindy Concert

Thank you to our resident Performing Arts teacher, Mr Jack Tier and Mrs Mel Abraham for producing such a wonderful Kindy Concert last Friday. This was a first chance to perform for our newest students and they certainly delighted their audience.



Band Performance at Cromer PS


On Tuesday evening our senior band were invited to perform alongside the Cromer PS Band and the Arts Alive Big Band at a musical evening held at Cromer Public School. It was the first performance this year for our band, who demonstrated how well they are working with their new conductor, Ms Rachael Rule, playing with such confidence and pride. We were incredibly proud of them. Thank you to Anna Davis, the P & C and Jack Tier for their ongoing support of our band program.



PRINCIPAL'S MESSAGE

And the Winner Is...

On Wednesday night the much awaited car raffle was drawn at Pittwater RSL, with the big prize going to a family from Wheeler Heights Public School. Congratulations



Principal David Scotter (pictured right) and the winning family.


This raffle is the largest P & C fundraiser for the year, with all funds going towards improving our playground. A huge thank you to Ro Brazel, Janine Ralston and their team of volunteers for coordinating this competition for our school – what a great prize to be in the running to win! Approximately \$10,000 was raised, representing a terrific effort from our community.



K- 6 Athletics Carnival

Yesterday we enjoyed a fabulous day of full student participation at our annual K-6 Athletics Carnival held at Narrabeen Sports Academy. It was wonderful to note the improvement in our students' skills as a result of their specialised training with their weekly Sportspro Teachers, whom we would like to thank for their part in organising this important event on our school calendar.

Thank you also to Miss Dani Levido, Miss Claire Hurley and Miss Hayley Prior for their outstanding coordination of the day and to all the staff who were down at the track very early to set up. A great day was had by all!



ANZAC Service

Today our students from Years 2-6 stopped to acknowledge ANZAC day at our annual ANZAC service, organised by Mr Jack Tier and beautifully led by our student leaders. SRC students from each class were called forward to lay bunches of flowers on our stage as we heard stories and poems about our ANZACS.

Congratulations to Charlotte M from 6R who played the Last Post and Rouse for our service.

It was an honour to be once again joined by Hon President Barrie Epps and Hon Secretary/Treasurer John West PSM from Narrabeen RSL sub-Branch at our service. The school will be presented with some specially chosen books on behalf of Narrabeen RSL on Sunday April 14 at the annual ANZAC March and Wreath Laying Ceremony, commencing at 11am in Berry Park car park, where our school student leaders will represent Elanora Heights PS.

PRINCIPAL'S MESSAGE

Easter Hat Parade

And finally, today we welcomed several bunnies and chickens to the school as our students paraded their Easter Hat Creations! Students worked with their buddies to design their fabulous hats and took great delight in sharing their creations with our school community!

Thank you to Miss Lauren Mason and Hayley Prior for their coordination of the event and to our student buddies for their wonderful leadership!



MMOL reaches the 100 milestone!

In breaking news, we have just been informed that over 100 students participated in the Make My Own Lunch challenge over the past two weeks – setting a new record for Elanora! Well done, students – you are on your way to independent, healthy living!



We would like to wish all our families and friends a peaceful and relaxing Easter break and hope that you take advantage of the cooling weather to spend some quality time together.

Happy Easter!
Until Term 2...

Leesa Martin
Principal



NAPLAN ONLINE 2019

This year schools across Australia have moved to online testing.

EHPS students in Years 3 will do online tests for Reading, Conventions of Language and Numeracy. Their Writing test will be done on paper.

Students in Year 5 will do online tests for Writing, Reading, Conventions of Language and Numeracy. Our students have been practising using the online platform since the trials of this approach last year. Further orientation has been done this year.

There is a two week window for the tests in Term 2. This is the period **Monday May 14 to Friday May 24**. Scheduling of these tests is currently being done. We will let you know the dates for each test before the end of term. Catch up tests can be done any time in this period.

For more information on NAPLAN Online please use the link below.

<https://education.nsw.gov.au/teaching-and-learning/student-assessment/naplan-online/media/documents/NAPLAN-Online-fact-sheet-for-parents-and-carers.pdf>

In advance of taking NAPLAN Online, students and parents are invited to use the public demonstration tests to familiarise themselves with the type of questions and related functionalities available in the NAPLAN Online assessment.

<http://www.nap.edu.au/online-assessment/public-demonstration-site>

Laurinda Lomas

NAPLAN Coordinator

2019 NAPLAN online schedule

WEEK 3 Term 2				
Monday May 13	Tuesday May 14	Wednesday May 15	Thursday May 16	Friday May 17
Preparation Day No tests permitted	Day 1 testing YEAR 3 WRITING YEAR 5 WRITING <i>Catch up tests permitted all week</i>	Day 2 testing YEAR 3 READING YEAR 5 READING	Day 3 testing YEAR 3 CONVENTIONS OF LANGUAGE	Day 4 testing YEAR 5 CONVENTIONS OF LANGUAGE <i>(Y3 writing catch ups complete)</i>
WEEK 4 Term 2				
Monday May 20	Tuesday May 21	Wednesday May 22	Thursday May 23	Friday May 24
Day 5 testing YEAR 3 NUMERACY <i>Catch up tests permitted all week</i>	Day 6 testing YEAR 5 NUMERACY	Day 7 testing	Day 8 testing	Day 9 testing

Duration of test

Writing	Reading	Conventions of language	Numeracy
Year 5: 42 min	Year 3: 45 min	Year 3: 45 min	Year 3: 45 min
Year 7: 42 min	Year 5: 50 min	Year 5: 45min	Year 5: 50 min
Year 9: 42 min	Year 7: 65 min	Year 7: 45 min	Year 7: 65 min
	Year 9: 65 min	Year 9: 45 min	Year 9: 65 min

Best wishes to everyone over the break, this was a long term so everyone is probably looking forward to it. Stay safe and well and recharged for another great term ahead.

The **car raffle** was drawn on Wednesday night and winners of the major and school prizes will be notified shortly. Ro (& Co!) did a mammoth effort once again to collate all the tickets and money and you can imagine how many coins there would have been! Rotary Pittwater runs this raffle for their and participant's own fundraising and it's a great idea. It's a big earner for the P&C so thank you to all those parents and children who sold so many tickets. There are just a couple of people who haven't returned their unsold tickets by the draw. Any unsold tickets or stubs still need to be returned for Rotary's accounting, no need to make someone else's work harder, please have a child bring them in to the office.



Money raised from last year's event translated into **playground equipment** that was recently installed in the lower playground. Shortly we will get an idea from Ro of how much you all have raised to give us an indication of what or where these funds can be best spent on.

Enjoy the holidays!

READING SUPPORT WORKSHOP

How to help your child with early reading

Who: K-2 parents, grandparents and carers

When: Tuesday 30 April; Term 2, Week 2

Choice of TWO SESSIONS: 3:15pm and 5:30pm

Where: EHPS Library

What: how to help your child develop the different skills required for early reading

Why: so you feel confident to effectively support your child – and your child progresses happily in learning to read

Children: If you cannot arrange for childcare, you may bring your child with a quiet activity

RSVP: by email to school: elanorahts-p.school@det.nsw.edu.au

PLEASE PASS THIS INVITATION ON TO INTERESTED RELATIVES OR FRIENDS.

JENNY CULLEN

Meet the Conductor

Hi, I'm Fi Brock, proud conductor of the String Beans, the Elanora Heights Public School Beginner String Group. In our Ensemble we have Violins, Violas, Cellos and 2 fabulous Double Bass players. The children have been playing together for 1 term only and are already sounding great. We are looking forward to performing at the Northern Beaches Music Festival next term. Look out for them at Assembly and at other school events during the year.



I am an Occupational Therapist-turned-music-teacher and play piano and violin, teaching privately and at a couple of other Northern Beaches schools. Aside from the music itself, I love how playing an instrument allows you to cross age and cultural boundaries and build friendships. I have always played in orchestras, - the Sydney Youth Orchestra when I was younger, and then numerous local community orchestras. I am currently a violinist in the Northern Beaches Orchestra (along with Mark our Mezzo Strings conductor). We perform once a term. - if you can, bring your children along to a concert - it is a great way to experience a full Symphony Orchestra without travelling far afield.....

I can't let this opportunity slip by without a few hints and tips for parents of young musicians..... A little bit of practice a few days a week is much better than 1 great big practice session. If possible, try and sit with your child at least once a week as they practice, or request a 'mini concert' - all that repetition is of course, in fact, practice :) Stick with it! You go through ups and downs, but the lifelong reward for your child is well worth it.

And finally... a listening recommendation..... I love all movie music - I highly recommend watching David Attenboroughs "The Planet Earth" (Score by Hans Zimmer). He absolutely captures the beauty of our planet and the individual characteristics of all the creatures on it. Music brings everything to life.

If you have any questions about the String Program at EHPS please email me at: elanorastrings@gmail.com or get in touch with our Music Committee Convener, Anna Davis at: ehpsmusiccommunity@gmail.com

Uniform Shop

Uniform Shop Coordinator Sue Garrity

Contact ehps.uniforms@gmail.com

Open on Monday & Thursday from 8:15am to 10:15am

Purchase in store or by order form available online via the school website

Pay by cash or card (Eftpos, Visa or Mastercard)

Second Hand Uniforms

Second Hand Uniform Coordinator Karen Woodley

Enquiries or Purchase please call **9913 1292** after 9.00am or email thewoodleys@optusnet.com.au

SCHOOL CROSS COUNTRY CARNIVAL

Not long until our school cross country carnival! Classes have been busy improving their cross country fitness and we are looking forward to a wonderful event at our school. We welcome you to join us between 9.15am and 1pm on Thursday 2nd May for this event.

Thank you to all those parents who have kindly volunteered to help marshal the course during the carnival.

We are still seeking a couple more parents who can help marshal the course in the middle session (approx. 11am – 12:45pm)

As a course marshal you will be standing at a point around the course ensuring students are safe and happy. This gives you the perfect vantage point to watch your child run at the same time!

If you are able to volunteer please send MRS NEW a note with details of your name, your child's name, child's class and the time you are available (either 9:00-10.30am or 10:30-12:30pm) or email elanorahts-p.school@det.nsw.edu.au

Rebecca New

Cross Country Carnival Program					
Time (Approx)	Events	Distance	Time (Approx)	Events	Distance
9:15am	12 Year Boys 12 Year Girls	3 km	11:15am	Recess (will be delayed until after the Year 2 races have been completed)	
	11 Year Boys 11 Year Girls	3 km	11:45am	8 & 9 Year Boys 8 & 9 Year Girls	2 km
10:15am	Kindergarten Boys Kindergarten Girls	1 km		10 Year Boys 10 Year Girls	2 km
	Year 1 Boys Year 1 Girls	1 km	12:45pm - 1pm	Estimated Completion	
	Year 2 Boys Year 2 Girls	1km			
All times are approximate					



CONGRATULATIONS ELANORA CHEFS!

Congratulations to **our 100+** students who have returned their Make My Own Lunch Challenge cards, having recorded the lunches and morning teas they prepared over the past fortnight. These students will receive delicious fruit kebabs in the second week of next term on Wednesday May 8, as well as mini-merits. Other students have shown me lunches they have prepared, but without completing the card. It is so rewarding to see their pride in their growing independence and skills.

While there are some truly impressive lunch meals, the key aim is for it to be healthy food, made by the child. And thank you to the parents who clearly helped them. This school activity supports your efforts to establish lifelong habits of making and choosing healthy food every day!

Thank you also for sending a stimulating range of fruits for Tropical Frito which prompted some useful discussions and new taste sensations. Next term K-2 will participate in Eat a Rainbow in Week 5 and we will all enjoy more Rainbow Frito-vego days.



Jenny Cullen

Children Enrolling at EHPS in 2019 (Please return slip to Office)

My child/ren will be enrolling at Elanora Heights Public School in 2019.

Child's Name _____

Parent's Name/s _____

Child's DOB _____

Sibling (if enrolled at EHPS) _____ Class _____ DOB: _____

LEARNING SUPPORT AT EHPS

All students are entitled to a quality learning experience at Elanora Heights Public School. To ensure this, we carefully monitor the learning needs of our students and regularly review our learning and support systems and processes to continually improve education outcomes for all students, including those with disability. Our teachers and learning support team work collaboratively with parents and the wider community to make reasonable adjustments that help students with disability to access and participate in education on the same basis as all other students.

Some adjustments are made across the whole school setting (e.g. ramps into school buildings), while others are in the classroom (such as adapting class lessons) or at an individual student level (e.g. specific support for a student with learning difficulties).

In 2019, we are proud to offer a range of support, including:

- A teaching staff committed to maintaining positive, enthusiastic and engaged learning environments
- Highly experienced classroom aides across all years
- Intensive reading support for Years 1 and 2
- Teacher collaboration to support individual and group work across all years
- Specialised and focused small group instruction for Mathematics in Years 1-6
- A focused reading program for Years K-2, with individual tutors for each student (please volunteer to help this program by phoning the office!)
- An experienced counsellor, Mrs Melissa Moss on Mondays and Tuesdays.

If you have any concerns about your child's learning, please be sure to schedule a time with your child's teacher. Early communication is key!

READING SUPPORT WORKSHOP

How to help your child with early reading

Who: K-2 parents, grandparents and carers

When: Tuesday 30 April; Term 2, Week 1

Choice of TWO SESSIONS: 3:15pm and 5:30pm

Where: EHPS Library

What: how to help your child develop the different skills required for early reading

Why: so you feel confident to effectively support your child – and your child progresses happily in learning to read

Children: If you cannot arrange for childcare, you may bring your child with a quiet activity

RSVP: by email to school: elanorahts-p.school@det.nsw.edu.au

PLEASE PASS THIS INVITATION ON TO INTERESTED RELATIVES OR FRIENDS.

JENNY CULLEN

SCIENCE AND TECHNOLOGY NEWS

This term, students in Years 1 to 6 have learned about and investigated the Material World.

We studied the three main states of matter (solids, liquids and gases) and how they can be affected by heat and mixing. We combined liquids and solids to cause a chemical reaction and produce gases; we have experimented with the transfer of heat by melting different ice cubes and we have made play dough and fresh butter.

As Kindergarten examined the Living World, we welcomed our new pet stick insect Lazza and eagerly watched and waited for Shazza's eggs to hatch. A special thank you to Mrs Martin and Mrs Cullinan for joining us in our making butter and play dough sessions and thank you also to Amelie E and Charlotte M for being such dedicated stick insect assistants.

Please find following two of our experiment procedures to make play dough and butter if you would like to science up your holidays. Enjoy and see you next term for more exciting (and messy) science and technology experiments!


Miss Heazlewood (K-6 Science & Technology Teacher)



PLAY DOUGH Science Mixture Experiment PLAY DOUGH MAKING PLAY DOUGH


You will need:

- 1 cup of plain flour
- 1/4 of a cup of salt
- 1 tablespoon of vegetable oil
- 10-20 drops of food colouring
- 1/2 a cup of water



What you need to do:

- Mix the flour and salt together in a large bowl.
- Make a hole in the centre of the dry ingredients and pour in the oil.
- Add a few drops of food colouring to the 1/2 cup of water and mix to combine.
- Add the coloured liquid, a little at a time, to the flour and oil.
- Mix everything together with a spoon until the mixture is smooth and flexible.
- If the mixture is too dry, add more water. If the mixture is too sticky, add more flour.
- When your play dough mixture combines to form a large piece and stops sticking to the sides of the bowl, it is ready to knead with your hands and enjoy.



Change of State Experiment Making Butter

You will need:

- 1 jar with a lid
- 100ml of thick cream
- OPTIONAL: one small clean marble

What you need to do:

1. Half fill the jar with 100ml of thick cream.
2. OPTIONAL: add the small marble to the cream in the jar.
3. Screw the lid onto the jar tightly.
4. Holding the jar firmly, shake it vigorously for 2-3 minutes.
5. Check to see if you have whipped cream.
6. Keep shaking until you have a large portion of yellow solid butter in the jar with the liquid buttermilk.
7. Carefully pour the buttermilk into a container to separate it from the butter.
8. Spread your freshly made butter onto bread, using a knife and enjoy!



PREMIER'S READING CHALLENGE

Congratulations to the following students who have recently completed their PRC. Great reading by all of you!

K-2 William B Mason C Saskia M Chase R Aliza S Harley B Hugo G Remy R Jackson A Mikki R

3-4 Beau C Isabel B Cait B Daniel B Julia R Alice W

5-6 Jade H Taylah M Cynthia R

All Kindergarten reading records have now been updated with 10 books enjoyed by students in their library lessons. Families can read 20 books to complete the Challenge.

Please contact the school library if you have any questions – we are very happy to help.

The PRC website is <https://online.det.nsw.edu.au/prc/home.html>

Joanne Argent and Anne-Marie Morrison
Teacher-Librarians

NATIONALLY CONSISTENT COLLECTION OF DATA

WHAT IS THE NATIONALLY CONSISTENT COLLECTION OF DATA (NCCD) ?

Since 2015, all schools have collected and submitted information annually on the number of students who require adjustments to their learning. The national data collection helps teachers, principals, education authorities and families ensure that all students have equitable access to the curriculum.

WHAT INFORMATION IS COLLECTED?

Students are identified in consultation with parents and carers, alongside the school team's observations and professional judgments, any medical or other professional diagnosis and any other relevant information. It is important to note that the definition of "disability" for this project is a broad one outlined in the Disability Discrimination Act of 1992. It does not require an official diagnosis from a specialist. Instead, it is based on what the student and teacher experience in the school environment, and whether or not the student is able to access the curriculum on an equal basis to others.

Every year your child's school will collect the following information for each student with a disability:

- the student's level of education (i.e. primary or secondary)
- the student's level of adjustment
- the student's broad type of disability.

This data is provided to inform policy and programming improvement for students with disability. Included in the collection are students with learning difficulties such as dyslexia or auditory processing disorder as well as chronic health conditions like epilepsy, diabetes or asthma, that require active monitoring by the school.

HOW WILL MY CHILD'S PRIVACY BE PROTECTED?

Protecting the privacy and confidentiality of all students and their families is essential. Personal details such as student names or other identifying information will not be provided to other authorities.

Further information about privacy is available from:

<https://www.nccd.edu.au/wider-support-materials/privacy>.

HOW WILL I KNOW IF MY CHILD IS PART OF THE SCHOOL'S DATA?


Students included in the data, without any identifying details, include:

- Students who participate in support groups for Reading or Mathematics.
- Students who work with a teacher's aide or behaviour specialist this year.
- Students who require significant support from the classroom to regulate their behaviour or to engage in learning.

Your child's and your family's privacy are fully respected by school staff, both in relation to NCCD data and all other aspects of support provided at Elanora Heights PS.

WHERE CAN I ACCESS FURTHER INFORMATION?

- Contact the school if you have further questions about the Nationally Consistent Collection of Data (NCCD) on School Students with Disability.
- To learn more about the Government's plans to support students with disability, you can also visit the [Department of Education and Training website](#)
- An e-learning resource about the Disability Standards for Education 2005 is freely available for the use of individuals, families and communities at [The Education Institute](#)
- The Disability Discrimination Act 1992 (the DDA) can be accessed from the ComLaw website at: legislation.gov.au



Term 2 Weeks 1 - 10

	MON	TUE	WED	THUR	FRI
Week 1 29/4 – 3/5	STAFF DEV DAY -CLOSED	ROBBIE	ANN	SAM B	JANINE R REBECCA T
Week 2 6/5 – 10/5	MEL C	VANESSA L	BEC M	GWEN C	MANDY H DARREN J
Week 3 13/2 – 17/5	BROOKE	GERALDINE	MEL B	NAT B CASSIE	DI B CHARMAINE
Week 4 20/5 – 24/5	ROBBIE	JENNY T	CHARLOTTE B	TANYA P	DAVID E DEBBIE E
Week 5 27/5 – 31/5	NICOLE L	JEN P	ANN	RENATA P	SAM B JENNY T
Week 6 3/6 – 7/6	JENN F	CLARE T	MEL B	JADE F CASSIE	JANINE R BROOKE
Week 7 10/6 – 14/6	JENNI G	SUZIE G	TANYA P	GWEN C	KELLY G ROBYN
Week 8 17/6 – 21/6	SARAH W	ROBBIE	JENNY T	HANA P	DI B KELLY C
Week 9 24/6 – 28/6	CHARMAINE	VANESSA L	ANN	SARAH D	JEMIMA D KATE
Week 10 1/7 – 5/7	NICOLE L	HELP NEEDED	BROOKE	GWEN	MANDY H JANINE R

You can contact our canteen supervisor Ingrid at ehpscanteen2101@gmail.com or 0416 258 626

To order school lunches online go to www.munchmonitor.com

Use log in – username: elanora and password: munch2101 | To Volunteer Ph 9913 2721

Got It!




Talking with our children about their strengths and what they do well helps to develop their confidence and self-esteem.

Strengths

Everyone has strengths and often we have strengths that we are unaware of that other people notice about us. Talking to children about their strengths increases confidence and self-esteem because they are able to understand the positive ways they are perceived by others. Every so often when you notice a strength in your child, take the time to verbally acknowledge this to your child.



Book



This is a book you might like to read with your child. This book celebrates diversity and individuality. We all have different strengths and each person is unique. This book encourages us to think about celebrating and appreciating our differences.

Descriptive Praise

When parents use praise it builds up a child's 'emotional bank account'. *Descriptive praise* is being specific in our language so children understand what they have done well. Instead of 'good boy' or 'good girl' you can make your praise more effective by describing what you liked about what your child did, 'I really like the way you have put all your toys away'. This builds a child's confidence as they learn that they can do things well.



Health
Northern Sydney
Local Health District